



厦门华联半导体科技有限公司  
Xiamen Hualian Semiconductor Technology Co., Ltd.

---

# 产品规格书

## SPECIFICATION

---

产品名称: 光 MOS 固态继电器  
DESCRIPTION: Photo MOSFET Solid State Relay  
产品型号: HSSR-DA04h-×  
PART NO.: HSSR-DA04h-×

拟制 Prepared	审核 Verified	批准 Approved

电话 Tel: 86-0592-2950777  
传真 Fax: 86-0592-6037471  
网址 Web: [www.xmhl.com](http://www.xmhl.com)  
地址: 厦门市翔安区舩阳南路 189 号  
Add: No.189,Fangyang South Road,Xiang'an District,Xiamen China

## 1 概述 General

产品 HSSR-DA04h-×由砷化铝镓红外发光二极管作为输入级耦合到高电压输出光探测电路。光探测电路由高速光电二极管阵列和驱动电路构成，用以开启/关断两个独立的高压金属氧化物半导体场效应管(MOSFET)。一个最小 5mA 的电流流经输入级红外发光二极管可确保继电器动作。当加在输入级红外发光二极管的正向压降为 0.8V 或更小值时，继电器可确保复位。产品见图 1。



图 1 产品 Figure 1-Product

The HSSR-DA04h-× consists of a AlGaAs infrared emitting diode input stage optically coupled to a high-voltage output detector circuit. The detector consists of a high-speed photovoltaic diode array and driver circuitry to switch on/off two discrete high voltage MOSFETs. The relay action with a minimum input current of 5mA through the input LED. The relay reset with an input voltage of 0.8V or less. Products (DIP) shown in Figure 1.

## 2 特点 Features

- 产品符合 UL,VDE,CQC 安规认证。Products comply with UL,VDE,CQC safety certification.
- 产品通过 AEC-Q101 测试认证。Products has passed AEC-Q101 test certification.
- 双通道常开型单刀单掷继电器。Dual Channel Normally on Single-Pole-Single-Throw (SPST) Relay.
- 600V 输出耐压产品。600V Output Withstand Voltage.
- 50mA 额定电流产品。50mA Current Rating.
- 低输入电流，CMOS 兼容。Low Input Current: CMOS Compatibility.
- 120Ω 低通态电阻。120Ω Low On-Resistance.
- 非常高的断开阻抗：典型值 10 兆欧。Very High Output Off -state Impedance: 10 Teraohms Typical.
- 非常快的开关速度：典型值 0.5ms (Ton), 0.2ms (Toff)。  
High Speed Switching: 0.5ms (Ton), 0.2ms (Toff) Typical
- 高输入输出绝缘耐压：5000 Vrms for 1 min。High Input-to-Output Insulation Voltage: 5000 Vrms for 1 min.

## 3 应用 Applications

- 电信切换。Telecommunication Switching.
- 数据通讯。Data Communications.
- 电池管理。Battery management.
- 工业控制。Industrial Controls.
- 医疗设备。Medical equipment.
- EMR/机械继电器替代。EMR / Reed Relay Replacement.

## 4 电原理图 Schematic Diagram

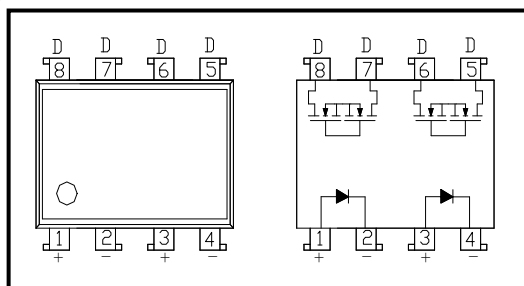


图 2 电原理图

Figure 2-Schematic

5 极限参数 Absolute Maximum Ratings

表 1 极限参数

Table 1-Absolute Maximum Ratings

参数名称 Characteristic		符号 Symbol	额定值 Rating	单位 Unit
输入端 Input	正向电流 Forward Current	$I_F$	50	mA
	反向电压 Reverse Voltage	$V_R$	5	V
	输入功耗降额 Input power dissipation derating ( $T_a \geq 25^\circ\text{C}$ )	$\Delta P_I / \Delta^\circ\text{C}$	-0.75	mW/ $^\circ\text{C}$
	耗散功率 (单个通道) Power Dissipation (Single channel)	$P_M$	75	mW
输出端 output	开关电压 Switching Voltage	$V_{O(\text{MAX})}$	600	V
	连续通态电流 Continuous load current	$I_{O(\text{MAX})}$	50	mA
	输出功耗降额 Output power dissipation derating ( $T_a \geq 25^\circ\text{C}$ )	$\Delta P_O / \Delta^\circ\text{C}$	-3.6	mW/ $^\circ\text{C}$
	耗散功率 (单个通道) Power dissipation (Single channel)	$P_C$	360	mW
工作温度 Operating temp.		$T_{\text{aop}}$	-40 ~ +110	$^\circ\text{C}$
贮存温度 Storage temp.		$T_{\text{stg}}$	-55 ~ +125	$^\circ\text{C}$
焊接温度 Soldering Temperature	手工焊 Hand Soldering (3 Sec.)	$T_{\text{slid}}$	360	$^\circ\text{C}$
	回流焊 Reflow Soldering (5 Sec.)		260	
	波峰焊 Wave Soldering (10 Sec.)		270	
绝缘电压 Isolation voltage (RH $\leq$ 60%,交流 1 分钟) (RH $\leq$ 60%, AC 1min.)		$V_{\text{ISO}}$	5000	$V_{\text{rms}}$

6 光电参数 Opto-Electrical Characteristics

表 2 光电参数

Table 2-Opto-Electrical Characteristics

$T_a=25^\circ\text{C}$

参数名称 Characteristic	符号 Symbol	测试条件 Test conditions	最小值 Min.	典型值 Typ.	最大值 Max.	单位 Unit
正向电压 Forward voltage	$V_F$	$I_F=10\text{mA}$	-	1.35	1.7	V
反向电流 Reverse current	$I_R$	$V_R=5\text{V}$	-	-	10	$\mu\text{A}$
动作电流 Action Current	$I_{F(\text{ON})}^a$	$I_O=50\text{mA}$	-	2	5	mA
复位电流 Reset Current	$I_{F(\text{OFF})}$	$I_O=50\text{mA}$	-	0.5	-	mA

输出端 Output	断态漏电流 OFF-State Leakage Current	$I_{OFF}$	$V_O=600V$	-	-	100	nA
	导通电阻 ON Resistance	$R_{ON}$	$I_O=50mA$ $I_F=10mA$	-	-	120	$\Omega$
	输出电容 Output Capacitance	$C_O$	$I_F=0mA, V_O=25V,$ $f_o=1MHz$	-	40	-	pF
传输 Xfer	动作时间 Action Time	$T_{ON}$	$I_F=5mA, I_O=50mA$	-	0.5	1.0	ms
	复位时间 Reset Time	$T_{OFF}$	$I_F=5mA, I_O=50mA$	-	0.2	0.5	ms
	耦合电容 Coupled Capacitance	$C_{I/O}$		-	1.5	-	pF
隔离 Isolation	常温绝缘电阻 Isolation Resistance between Input and Input	$R_{I-I}$	$V_{I-I}=500V DC$	$10^{11}$	-	-	$\Omega$
	常温绝缘电阻 Isolation Resistance between Input and Output	$R_{I-O}$	$V_{I-O}=500V DC$	$10^{12}$	-	-	$\Omega$
	绝缘电压 Isolation voltage	$V_{ISO}$	$I_{off} \leq 0.3mA,$ AC, 60s	5000	-	-	V

<sup>a</sup> 保证所有器件在  $I_F$  值小于或等于最大的  $I_{F(ON)}$  时动作。

It is guaranteed that all devices active when  $I_F$  value is less than or equal to the maximum value of  $I_{F(ON)}$ .

## 7 外形尺寸 Dimensions Diagram

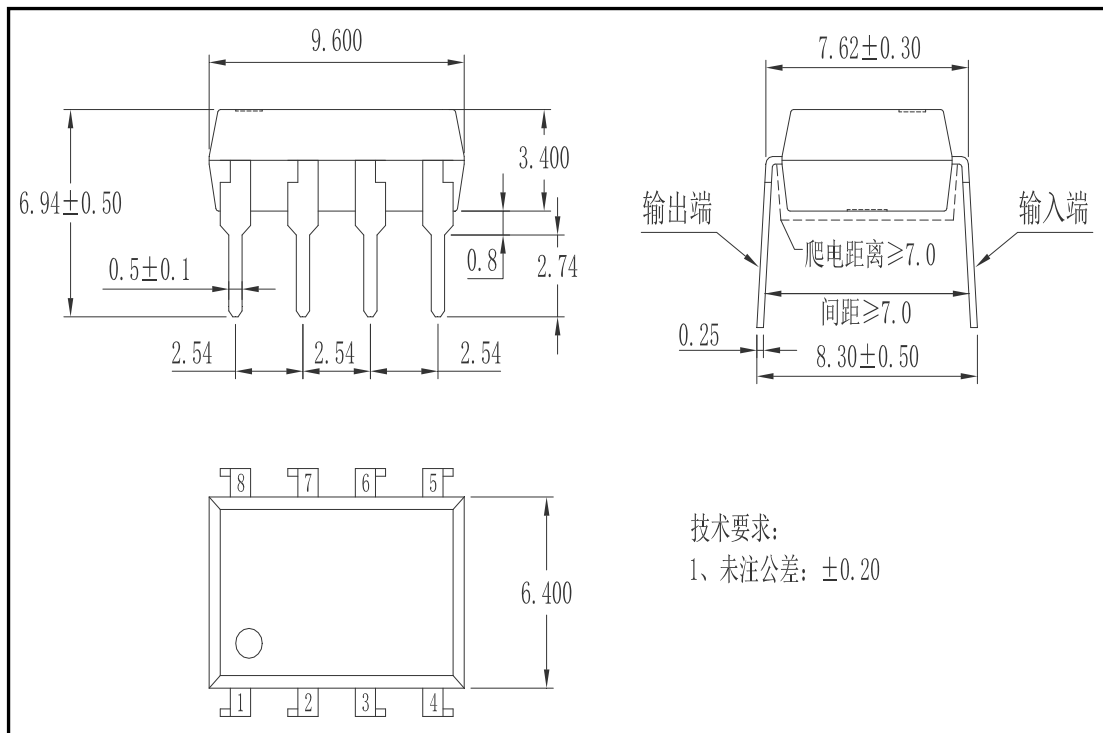


图 3 HSSR-DA04h 外形尺寸  
Figure 3- The dimensions of HSSR-DA04h

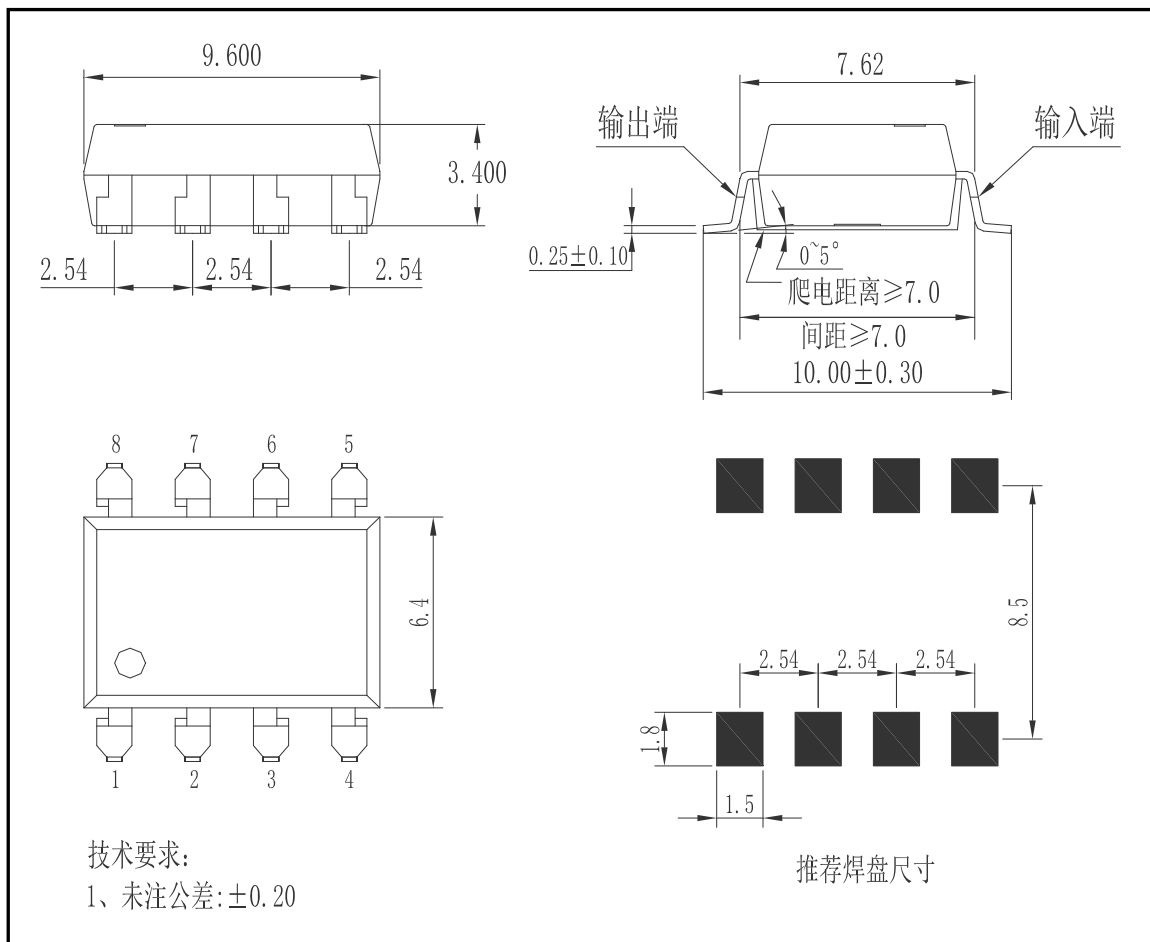


图 4 HSSR-DA04h-2 外形尺寸  
Figure 4- The dimensions of HSSR-DA04h-2

## 8 标志 Mark

产品上应有型号、公司商标、生产日期代码、引出端识别标记。例如：HSSR-DA××h-×产品印章如图 5。Print type characters ,trade mark and Lot.No.on the Photo Coupler.For example the marking of product HSSR-DA××h-× is shown as figure 5.



- (1) 公司商标 Company Logo
- (2) 光MOS固态继电器简称 Photo Mosfet Solid State Relay Abbreviation
- (3) 型号 Model
- (4) 生产年周代码 Production Date Code
- (5) 特殊特性位 Special Characteristic Code

图 5 产品印章  
Figure 5- Marking

## 9 包装方式 Packing

**9.1 条管包装 (Tube): 适用于 For HSSR-DA04h。**

9.1.1 每箱数量 (Qty/ctn): 20000 只 (pcs)。

9.1.2 内包装 (Inner packing):

每条管 50 只, 采用防静电条管, 条管上有商标、防静电标志。

50pcs/tube, antistatic tube, indication of trade mark and antistatic.

每纸匣 1000 只, 贴合格证 (型号、生产日期代号、检验员代号)。

1000pcs/bundle, certificate on one end (model, code of product date, Inspector's code) .

9.1.3 外包装(Outer packing):

公司名称、地址、商标、产品型号、数量等标志。

Indication of company name, address, trade mark, model and quantity.

9.1.4 示意图 (Schematic):

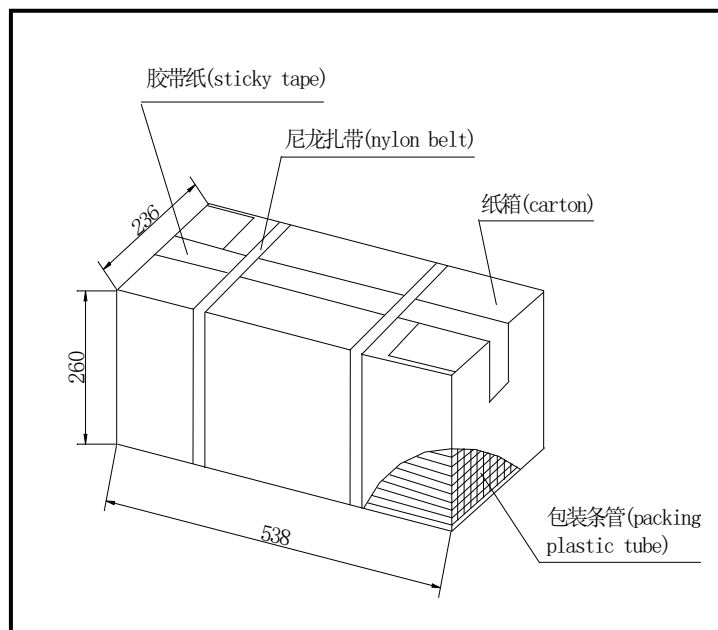


图 6 条管外包装

Figure 6- Outer packing for Tube

**9.2 编带包装 (Tape and reel): 适用于 For HSSR-DA04h-2。**

9.2.1 每卷数量 (Qty/reel): 1200 只 (pcs)。每箱数量 (Qty/ctn): 18000 只 (pcs)。

9.2.2 内包装 (Inner packing):

每卷盘 1200 只, 贴合格证 (型号、生产日期代号、检验员代号)。

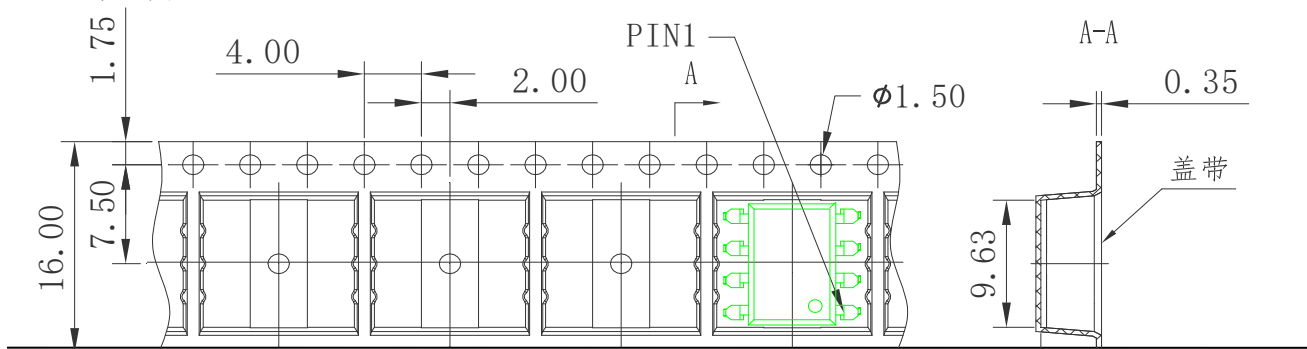
1200pcs/reel, certificate on reel (model, code of product date, Inspector's code)

9.2.3 外包装(Outer packing):

公司名称、地址、商标、产品型号、数量等标志。

Indication of company name, address, trade mark, model and quantity.

9.2.4 示意图 (Schematic):



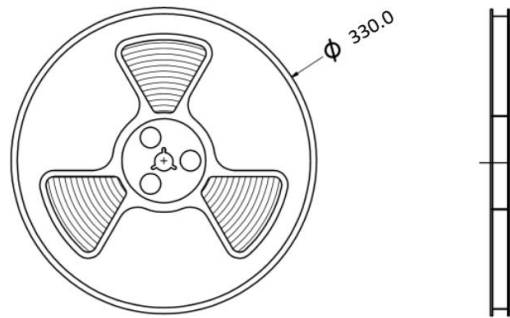


图 7 编带包装示意图

Figure 7- Taping Packing Schematic

## 10 使用注意事项 Note

10.1 推荐贮存温度 Recommend storage Temp.: 0~40°C;

推荐贮存湿度 Recommend storage humidity: <60%;

湿气敏感度等级 1 级。MSL level: MSL 1.

10.2 静电防护等级（人体模式） ESD(HBM):  $\geq 500V$ .

10.3 引脚镀锡厚度：大于等于  $3\mu m$ 。

Thickness of Sn which plated on lead frame:  $\geq 3\mu m$ .

10.4 推荐焊接条件 Recommended Soldering Conditions

10.4.1 请勿使用超过最高贮存温度的物体直接接触环氧本体。

Do not contact the epoxy body directly with objects exceeding the maximum storage temperature.

10.4.2 在高温下不要对环氧本体施加压力，特殊情况下施加的力不应超过 2.5N。

Do not apply pressure to the epoxy at high temperatures, and in special cases do not apply more than 2.5N.

10.4.3 回流焊 Reflow soldering

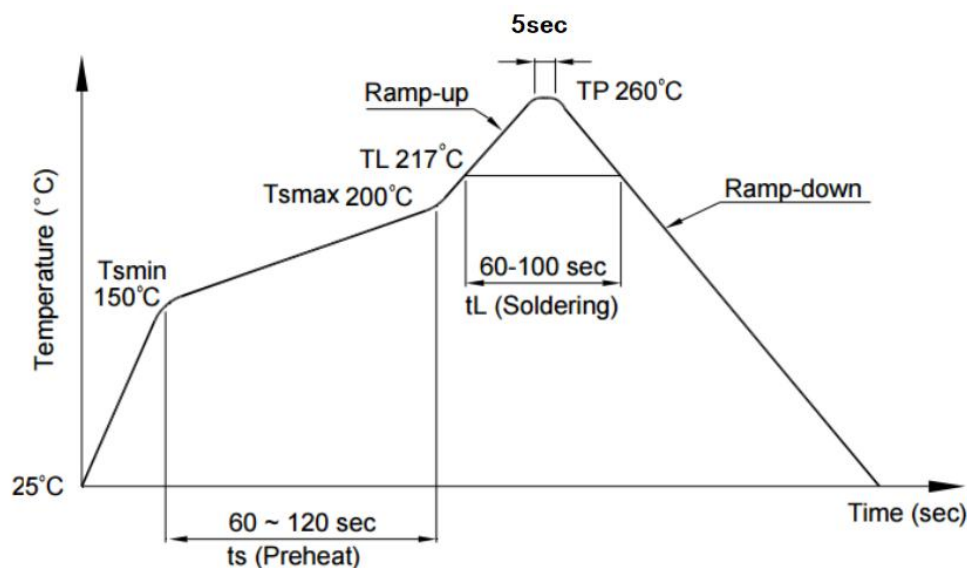
1) 推荐锡膏规格 Recommend tin glue specifications:

a) 熔点 Melting temperature: 217°C

b) 组分 Contains: SnAg3Cu0.5

2) 回流焊工序必须在器件冷却至室温后进行。Never take next process until the component is cooled down to room temperature after reflow.

3) 推荐回流焊接参数，如下图所示：The recommended reflow soldering profile is following:



项目 Items		条件 Conditions
预热 Preheat	Temperature Min ( $T_{Smin}$ )	150°C
	Temperature Max ( $T_{Smax}$ )	200°C
	Time (min to max) ( $t_s$ )	90±30 sec
焊接区 Soldering zone	Temperature ( $T_L$ )	217°C
	Time ( $t_L$ )	60 ~100 sec
最高温度 Peak Temperature ( $T_P$ )		260°C
升温速率 Ramp-up rate		3°C / sec max.
降温速率 Ramp-down rate		3~6°C / sec

图 8 回流焊参数

Figure 8-Recommended reflow soldering profile

4) 建议在所示的温度和时间条件下进行一次回流焊,最多不能超过三次。One time soldering reflow is recommended within the condition of temperature and time profile shown below. Do not solder more than three times.

#### 10.4.4 手工烙铁焊 Manual soldering

1) 手工烙铁焊仅用于产品返修或样品测试。Manual soldering is only applicable to product repair.

2) 手工烙铁焊要求: 温度 $360^{\circ}\text{C} \pm 5^{\circ}\text{C}$ , 时间 $\leq 3\text{s}$ , 返修次数 $\leq 2$ 次。Manual soldering requirements: temperature  $\leq (360^{\circ}\text{C} \pm 5^{\circ}\text{C})$ , time  $\leq 3\text{s}$ , repair times  $\leq 2$  times.

10.5 本说明书所展示的产品是为一般电子应用而设计的,如办公自动化设备、通讯设备、视听设备、电气应用和仪器仪表等。对于需要高可靠性或安全性的设备,如空间应用、核动力控制设备、医疗设备等,请与我们的销售代表联系。The products shown in this publication are designed for the general use in electronic applications such as office automation equipment, communications devices, audio/visual equipment, electrical application and instrumentation. For equipment/devices where high reliability or safety is required, such as space applications, nuclear power control equipment, medical equipment, etc, please contact our sales representatives.

## 11 产地 Production Place

11.1 产地 Production Place: 中国厦门 Xiamen China;

11.2 工厂名称 Production NO.: 厦门华联半导体科技有限公司; Xiamen Hualian Semiconductor Technology Co., Ltd.;

11.3 工厂地址 Production Add.: 厦门市翔安区舫阳南路 189 号 No.189, Fangyang South Road, Xiang'an District, Xiamen China.



更改记录表  
Engineering Change Notice-Record

版次 Edition	更改日期 Date	主要更改内容 Main Content	拟制 Prepared	确认 Checked
1.0	2023-02-10	版本升级 Version Upgrade	郑清清	黄发宝
1.1	2023-11-07	公司名称变更	姚彭彭	黄发宝